

**Maternity Outcome Report
 Sample Account
 1/01/06 to 12/31/06**

Participants			Account	WI (04)
		#	%	%
Age	<15	0	0.0	2.5
	15-19	0	0.0	6.0
	20-24	14	2.2	23.0
	25-29	241	37.8	29.0
	30-34	275	43.1	25.0
	35-39	91	14.3	11.0
	40-45	16	2.5	2.3
	>45	1	0.2	0.1
Total		638	100%	

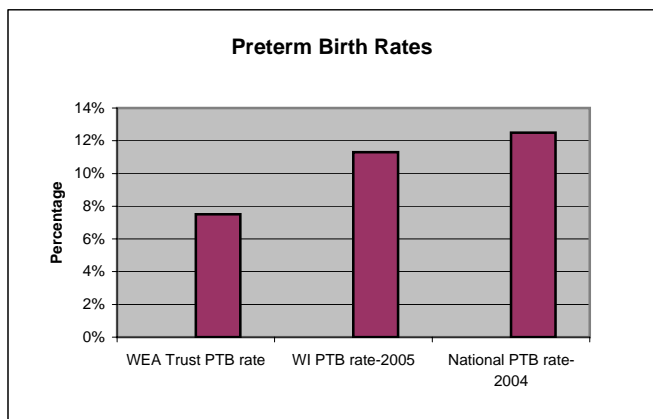
Enrollment	
Web	409
Telephonic	228
Total	637

Newborn Gestational Age at Delivery		
Weeks	#	Details
<26	3	(fetal losses)
26	1	(fetal death-abruption)
27	0	
28	1	
29	0	
30	0	
31	3	
32	6	(2 sets of twins)
33	4	(1 set of twins)
34	8	(1 set of twins)
35	13	(2 sets of twins)
36	14	(triplets)
37or >	568	(9 sets of twins)
Total NB's	621	

Birth Statistics	
Full term births	559
Preterm births (PTB)	45
Miscarriages/Losses	34
Fetal Deaths	5
Set(s) of Triplets	1
Sets of Twins	16
WEA Trust PTB rate	7.5%
WI PTB rate-2005	11.3%
National PTB rate-2004	12.5%

Key

637 moms	638 enrolled
16 sets of twins	34 losses
1 set of triplets	604 births
34 losses	
621 babies	



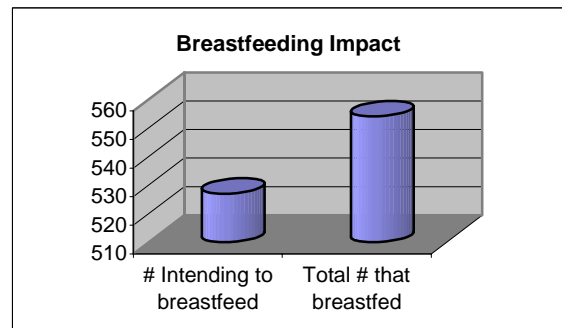
Maternal Outcomes

Healthy	590
Maternal Complications	14
Maternal Death	0

Delivery Types					
Vaginal Births		Cesarean Sections		Pregnancy losses	
NSVD-Normal	432	Repeat	48	Ectopic	0
Vaginal birth after C/S	8	Breech/Malpresentation	31	Miscarriage 1st tri	28
Elective AB's (21 & 26 wks)	2	Failed VBAC	4	Miscarriage 2nd tri	6
		Labor failed to progress	17		
		CPD	15		
		Placental abruption	1		
		Fetal distress	30		
		Primary	1		
		Other	15		
Total Vaginal	442	Total C/S's	162	Total losses	34

C/S Rates	
Account C/S rate	26.8%
WI C/S rate (2005)	23.7%
National C/S rate (2004)	29.1%

Breastfeeding	
# Intending to breastfeed	527
Total # that breastfed	554
# Still breastfeeding	499



Hospital Utilization	
Maternal IP days for NSVD	862
Avg LOS for NSVD	1.95
Maternal IP days for C/S	565
Avg LOS for C/S	3.48
Maternal Antepartum days	
1 day	5
2 days	20
3 days	2
4 days	3
5 days	2
6-10 days	2
11-13 days	1
14-21 days	1
22-35 days	2
36-42 days	
>50 days	1

Gestational Age At Enrollment	
0-11 wks	349
12-16 wks	187
17-20 wks	55
21-25 wks	27
26-33 wks	17
34-40 wks	3

Smoking Outcomes	
Never Smoked	598
Quit 1st trimester	1
Quit 2nd trimester	1
Quit when found out	3
Smoking <10/day	1

Referral Source	
Brochure/mailling	143
CM Company	0
In program previously	109
Insurance company customer service	126
Insurance company website	54
Other	49
Physician/provider	5
Recommended by colleague/friend	123
Recommended by employer	29
UR company	0

Gestational Age at First MD Appointment	
0-6 weeks	245
7-8 weeks	240
9-12 weeks	115
13-20 weeks	4
>21 weeks	0
Unknown	0

Gestational Age When Starting Folic Acid	
Preconception	527
2-4 weeks	53
5-12 weeks	23
13-20 weeks	1
Will not take	0
Unknown	0

Prepregnancy Weight	
Underweight (below 18.5)	9
Normal weight (18.5-24.9)	319
Overweight (25.0-29.9)	159
Obesity (30.0 and above)	117
No weight obtained	0

History of Infertility Treatment	
None	522
Previous pregnancy	16
Other	6
Oral medication	32
Injectable medication	3
Inseminations	12
IVF-own eggs	13
IVF-donor eggs	0

Total Maternal Weight Gain (pregnancies > 20 wks.)	
Unknown	11
0-10 pounds	8
11-24 pounds	77
25-35 pounds	295
36-50 pounds	176
>50 pounds	37

Depression Scores	
0 to 5	598
6 to 11	6
>11	0

Case Collaboration	
Behavioral health need	0
Chronic medical condition	1
Discharge planning	0
DME needs	0
Educational needs	0
Medical nec determination	0
Other	1
Risk notification	66
Skilled nursing needs	1
Social service coordination	0
Total Cases	69

Missed Work Days	
None	557
1-6	13
7-12	12
>12	22

Misc Info	
Savings bonds issued (2006)	541
Preconception visit (<i>within one yr.</i>):	458
Physician contacts	2
First pregnancy (<i>with live birth</i>)	328

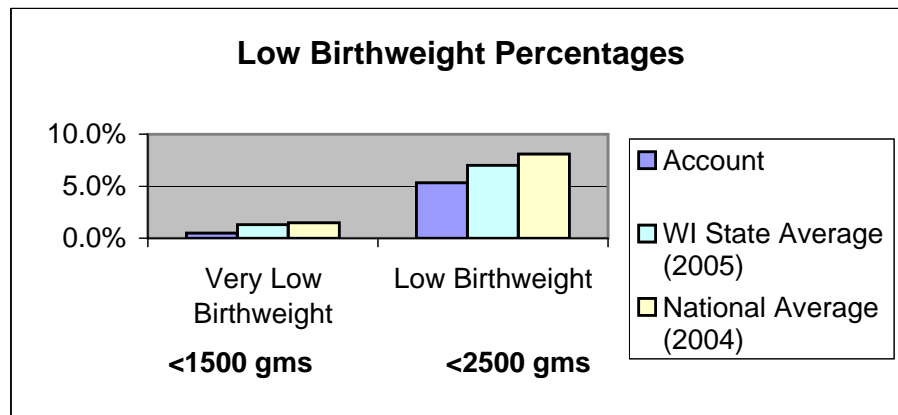
Infant Outcomes

Healthy	568
Complications	48
Infant Death (>20 wks)	5
Total Newborns	621

Gender	
Boys	314
Girls	307

Average Birthweight	7lb. 7oz,
Anomalies	8
<i>Cardiac (fluid around heart)</i>	1
<i>Chromosomal</i>	1
<i>Circulatory</i>	1
<i>Cleft lip/palate</i>	1
<i>Hemangioma-buttocks</i>	1
<i>Hemangioma-Facial</i>	2
<i>Limb abnormalities</i>	2

Low Birthweight Data	Account	WI State Average (2005)	National Average (2004)	Actual #
Very Low Birthweight	0.5%	1.3%	1.48%	3
Low Birthweight	5.3%	7.0%	8.1%	33



Hospital Utilization	
Total Nursery IP days	1965
Full term NB IP days (567)	1384
Premie IP days (54)	581
Average Full Term NB LOS	2.44
Average Premie NB LOS	10.56

Case Management Collaboration	
Chronic condition	1
Discharge planning	14
DME needs	0
Med nec determination	0
Other	2
Skilled nursing needs	0

Risk Factors	Total Risk Factors	# of Risk Factors Chosen as Primary	# of Risk Factors Chosen as Secondary
<18 years old	0	0	0
>35 years old	29	28	8
Bleeding 1st trimester	13	9	4
Bleeding 2nd trimester	0	0	0
Bleeding 3rd trimester	0	0	0
Cervical Trauma	0	0	0
C/S-history	9	1	1
C/S planned this pregnancy	9	7	4
Chronic kidney/bladder infections	0	0	0
Clotting disorder	1	1	1
Communicable disease/past	0	0	0
Communicable disease/present	0	0	0
Compromised support system	0	0	0
Diabetes	0	0	0
DIC/history	0	0	0
Drug Abuse/current	0	0	0
Drug Abuse/Past	0	0	0
Gestational Diabetes-Current	5	4	2
Gestational Diabetes-Past	3	2	3
HELLP/History	1	1	0
Hyper-emesis	0	0	0
Hypertension	0	0	0
Iso-immunization	0	0	0
Known Fetal Anomaly	0	0	0
Multiple gestation	5	5	2
Nutritional compromise	1	0	1
Obese (BMI 30 & above)	19	16	6
Oligohydramnios	0	0	0
Other	17	5	9
Overweight (BMI 25 to 29.9)	22	12	10
PIH, Bedrest-current	1	1	0
PIH, Bedrest-history	4	2	2
PIH, Hospitalization-current	0	0	0
PIH, Hospitalization-history	1	1	0
PIH, Medication po/IV-current	0	0	0
PIH, Medication po/IV-history	0	0	0
Placenta Previa-history	0	0	0
Placenta Previa-current	0	0	0
Placental Abruption-current	0	0	0
Placental Abruption-history	0	0	0
Placental Tear-history	0	0	0

Risk Factors	Total Risk Factors	# of Risk Factors Chosen as Primary	# of Risk Factors Chosen as Secondary
Placental Tear-current	0	0	0
Polihydramnios	0	0	0
Premature rupture of membranes-current	0	0	0
Premature rupture of membranes-history	0	0	0
Preterm Birth/History	4	2	3
Preterm Labor-current, Bedrest	2	1	2
Preterm Labor-current, HUM, SQ pump	0	0	0
Preterm Labor-current, Hospitalization	0	0	0
Preterm Labor-current, Po meds	2	2	2
Preterm Labor-history, Bedrest	1	0	1
Preterm Labor-history, HUM, SQ pump	0	0	0
Preterm Labor-history, Hospitalization	1	0	1
Preterm Labor-history, Po meds	1	1	1
Recurrent miscarriages (>2)	6	1	4
Smoker <10/day	0	0	0
Smoker 10-20/day	0	0	0
Smoker >20/day	0	0	0
Surgery during pregnancy	0	0	0
Teratogen exposure	0	0	0
Thrombophlebitis-current	0	0	0
Thrombophlebitis-history	0	0	0
Thyroid dysfunction	6	3	3
Underweight (BMI <18.5)	3	1	1
Uterine Anomaly	1	1	0
Total:	167	108	71

Educational Topics	Total Educational Topics Completed	Total Educational Impacts Made
Early Pregnancy		
Activity Level	1,484	426
Alcohol/drugs	227	8
Amniocentesis	124	25
Calcium/folic acid/vitamins	724	78
Emergency S & S	847	115
Exercise/fitness	914	90
Exposures	773	133
Hydration	1,494	406
Maternal screening tests	1,210	250
MD appointments	902	123
Morning sickness	586	127
Medication	1,068	103
Nutrition/weight	1,518	460
RH factor	347	47
Smoking	251	13
Mid/Late Pregnancy		
Gest DM	1,020	247
PIH	1,054	277
PTL	1,159	420
Childbirth classes	884	95
Labor & Delivery	525	51
PPFU		
Birth Control	587	71
Bottle feeding	601	24
Breastfeeding	1,027	384
Choosing pediatrician	865	86
Immunizations	600	8
Infant growth	598	0
Pap smear/mammogram	575	1
Recovery	588	28
SIDS/back to sleep	599	2
Total:	23,688	4,137

Nursing Assessments	Total # Completed	Average per participant
Normal Pregnancies (538)	2258	4.2
At Risk Pregnancies (66)	345	5.2
Pregnancies ending in Miscarriage (34)	55	1.6